

S330



SUMMER IS A SEASON – MAKE IT A WAY OF LIFE!



DYNAMIC HULL DESIGN

The sculptured hull provides excellent performance whilst giving light and space to the interior.

TWO OPENING ROOF SECTIONS

Maximum versatility and comfort for the guests. Shade and sun where you need them.

TWO SUNBEDS FORE AND AFT

For maximum guest comfort convert the cockpit table into a large additional sunbed.

COMFORT FOR UP TO 8 PEOPLE

6 seats in the cockpit on the U-shaped sofa and a double co-pilot seat accommodate 8 passengers.

HIGHEST CEILINGS BELOW DECK

The ceiling height in the cabins and saloon is unique in this category and gives plenty of space and light.

BIGGEST BEDS IN ITS CATEGORY

Two fully equipped private cabins and an unrivalled bed size for a sport boat in the 33 foot category.



SPEED UP YOUR PULSE. SLOW DOWN YOUR MIND.

Entertainment whenever you want. Comfort wherever you stay. The S330 delivers the performance of a sportscruiser: agile, speedy, exciting. Yet behind her racy profile hides a spacious two-cabin motor yacht measuring up to much bigger boats. It's time to enjoy.





All Sealine yachts are born of the same values: They feature wide interior spaces, an amazing quantity of natural light and outstanding design with German engineering inside. As for these trademarks, the S330 displays the true spirit of Sealine.



enjoy the
LIGHT

feel the
SPACE

combine functionality with
DESIGN





EXTERIOR DESIGN

FUN AT FIRST SIGHT: GREAT DESIGN CAN BE THAT SIMPLE.

Take a look at the S330, and your holidays have already started. Her dynamic hull promises plenty of thrilling moments, whilst her sleek and lightweight look immediately creates the mood for an easygoing time out.



Fancy full sunlight? Or is it time to cool down in the shade? Thanks to the two opening roof sections, any wish about light on deck will be satisfied. One roof section is located above the pilot and co-pilot seats, one slides over the cockpit area. Open both to make your S330 a floating cabriolet.





The sun shines on everyone. For the S330, that's more than a phrase: Extra-large sunbeds can be placed in the bow section. The cockpit table easily converts into another sunbed. So you can invite four guests to relax outside – at the same time. The pads are even wide enough to put lots of accessories by your side, such as reading material, towels or suntan lotion.



Imagine serving family and friends without having to leave the deck. Six seats on the U-shaped sofa and a double co-pilot seat accommodate up to eight people.

The wet bar and second sink behind the helm seat will assist greatly – not to mention the optional BBQ that can be installed for outdoor cooking.



INTERIOR DESIGN



AT SEA YOU FEEL FREE. WHY SHOULDN'T YOU BELOW DECK?

Two fully-equipped private cabins: outstanding for this size of yacht. The bed size: class-leading. The ceiling height: unmatched. Take the spirit of freedom you get at the ocean down to the inside. The voluminous living space makes it happen.



Once inside, you realise why light switches are rarely used on this yacht before sunset. Large hull windows provide abundant natural light – as well as wonderful views to the maritime scenery beyond. Additional skylights fill the rooms with even more daylight from above.

All interiors can be configured with various furniture woods. Choose a friendly oak – as seen on this page – to brighten up both the ambience and the mood of your guests. A darker shade of colour will create a touch of elegance, making the atmosphere calm and classy – as seen on previous page. Atlanta Walnut is also available in both satin or glossy finish.





The S330 features an interior so versatile that it is defined only by your needs. For example, you can order your yacht without bulkhead between the saloon and forward cabin, which creates a single living area giving an enhanced feeling of space – and you still have the benefit of a separate cabin in the rear.

As with all Sealine motor yachts, the cabins invite you also to explore their impeccable appointments. High-quality finish and great attention to detail is evident from bow to stern. Rich materials are found throughout including leather and stainless steel.



- FRIDGE**
Turn on/off remotely
- LIGHTS**
Turn on/off
- HATCH/DOOR SENSOR**
Monitor unauthorized access
- SHORE POWER**
Monitor connection
- ENGINE**
Monitor activity
- MOTION SENSOR**
Collision and grounding detection
- FUEL TANK**
Monitor level
- WATER TANK**
Monitor level
- BATTERY BANK**
Monitor level
- GPS, WIND AND SPEED DATA**
- ANCHOR WINCH**
Monitor activity
- BOW THRUSTER**
Monitor activity
- BILGE PUMP**
Monitor activity

*Controlling and sensors depend on the configuration of your Sealine.

MY SEALINE SAFETY CLOUD

YOUR ENTIRE YACHT IN YOUR HAND

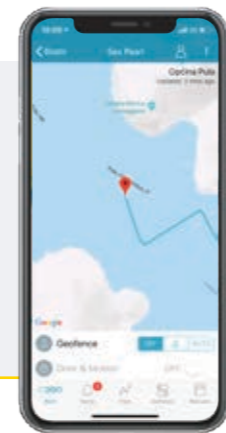
Everyone is talking about the digital future. But Sealine implements it – with the first cloud-based telematics system for series production motor yachts. You can access your boat's technical data and functions live via the mobile app or via the owner's area at www.sealine.com

Intelligent functions such as BoatMonitoring, eLogbook and eServicebook enable you to keep an automatic logbook, stay on top of all service dates and monitor your yacht seamlessly.



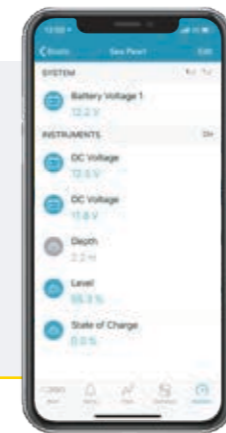
MANUALS

All manuals and instructions within one app.



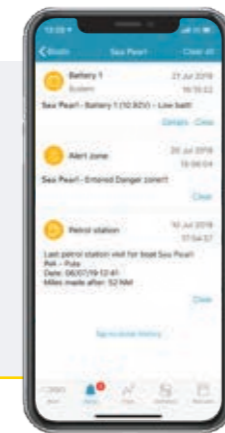
POSITION

Track your position in real-time.



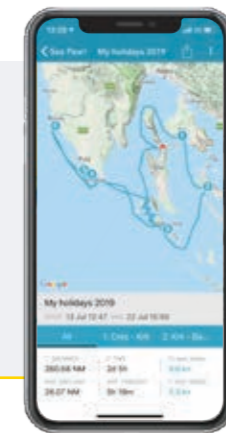
SENSORS

Monitor your charge levels and devices.



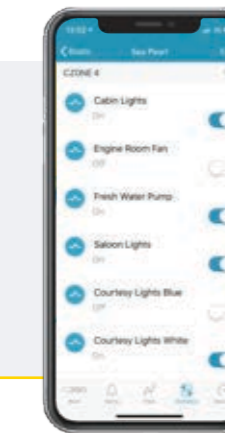
ALARMS

Push notifications on current events.



TRIP LOG

Share your cruises and track data with friends.



CONTROL

Operate your electronic devices by remote control.



LIFE REPORT

Direct contact to your dealer for quick help.



PRINCIPAL DIMENSIONS according to ISO 8666

Length Overall (Lmax)	10.31 m	33' 10"
Length of Hull (LH)	9.99 m	32' 9"
Beam (BH)	3.50 m	11' 6"
Height above waterline incl. mast	3.39 m	11' 1"
Height above waterline excl. mast	2.67 m	8' 9"
Draught (Tmax) single engine	1.20 m	3' 11"
Draught (Tmax) double engine	0.98 m	3' 2"
Headroom minimum approx.	1.85 m	6' 0"
Fuel capacity	570 l	125 UK gal
Water capacity	220 l	48 UK gal
Displacement approx.	6.14 t	6.04 UK t
CE Category	B	
Max. person	8	

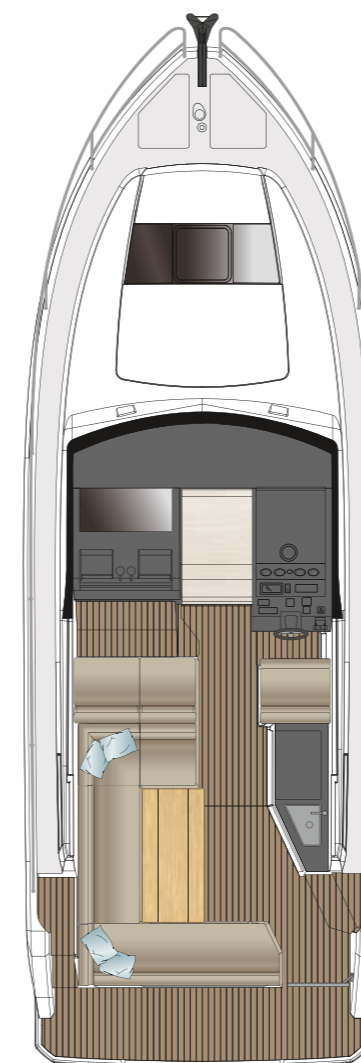
ENGINE STANDARD

1 x Volvo Penta D6 340 hp, Duoprop Sterndrive
Propeller: G3

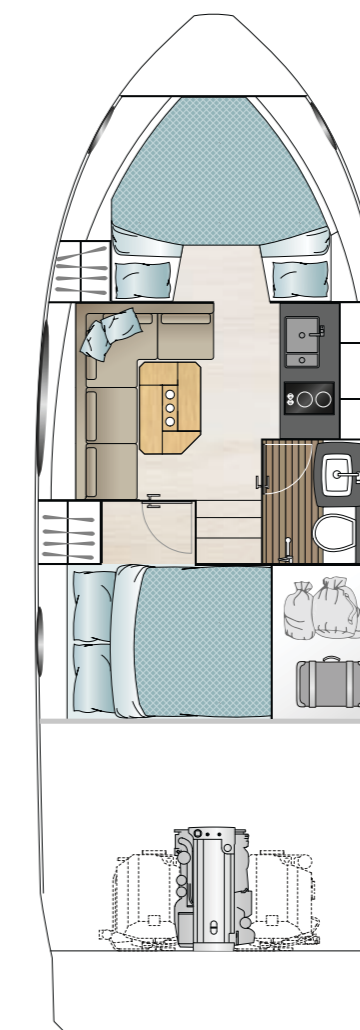
ENGINE OPTIONS

1 x Volvo Penta D6 400 hp, Duoprop Sterndrive
Propeller: G2

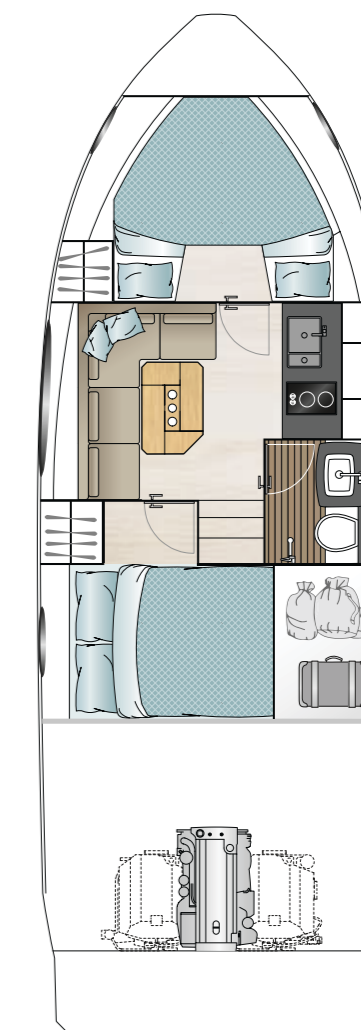
2 x Volvo Penta D3 220 hp, Duoprop Sterndrive
Propeller: IH4



MAIN DECK



LOWER DECK



LOWER DECK
optional

*All performance figures are given in good faith and are intended as an indication. These figures cannot be guaranteed as top speed in particular is affected by the cleanliness of the hull, conditions of the propellers, weight carried and air/sea temperature. SEALINE reserves the right to change specifications in line with the company policy of improvement through research and development. Errors and omissions expected. Please check with your dealer for a full list of inclusions.

This brochure is not contractual. The yachts depicted partly comprise special equipment not included in the standard scope of supply. Illustrations may not correspond with current versions. Subject to alterations in design and equipment without notice and errors excepted. Exterior Photos: Nico Krauss, Interior Photos: Alexander Hartmann. Design: smz GmbH



GREAT DESIGNERS CREATED YOUR S330. BE ONE OF THEM.

There are countless ways to kit out the interior of your yacht. No matter what materials you choose: Quality will always be first class. Carefully selected fabrics, exquisite floorings and a wide range of well-balanced colours create an ambience you'll enjoy anew every day.





GUIDED BY EXCELLENCE – CRAFTED BY HAND

The manufacturing quality of the S330 is a multi-sensory experience. Exquisite materials spoil the eye with every glance. A subtle scent of finest leathers blends with the pleasing feel of elegant woods. Anything you see or touch was masterfully handcrafted by superb boat builders. Enjoy an exclusive atmosphere that can only be created by the perfect match of sophisticated details.





GERMAN PRECISION AND PASSION FOR THE SEA. THAT'S WHAT A SEALINE IS MADE OF.

At our Sealine shipyard in Greifswald we have perfected the interplay between state-of-the-art manufacturing techniques and skilled employees.

The outstanding people in our team perform their work with enormous experience, a deep understanding of the customer and great dedication.

In addition, we are thrilled to cooperate with our British partner Bill Dixon. Working closely with our concept design team, the award-winning naval architect is creating a new range of innovative Sealine models.

Above all, we believe that what holds true for the experienced boater, also holds true for us as boat builders. Beyond the individual skill, there is something which genuinely binds all of us at Sealine: A great passion for the sea.



DROP ANCHOR AT SEALINE

YOUR LOCAL SEALINE DEALER IS LOOKING
FORWARD TO YOUR VISIT.



C330



NEW C330v



S330



S330v



C390



C430



F430



C530



F530



www.sealine.com

Sealine Ladebower Chaussee 11 D-17493 Greifswald