

HERE COMES THE SUN

THE NEW S430



enjoy the
LIGHT

feel the
SPACE

combine functionality with
DESIGN

All Sealine yachts are born of the same values: They feature wide interior spaces, an amazing quantity of natural light and combine outstanding design with German engineering. As for these trademarks, the S430 displays the true spirit of Sealine.



SEALINE S430

An aerial view of the Sealine S430 motor yacht on the water. The boat is white with a yellow stripe along the side and a teak deck. The cockpit area is visible, showing seating and a helm station. The boat is moving, creating a white wake in the blue water.

SEALINE S430

STYLISH, SPACIOUS, SPORTY: THE S-SERIES AT ITS VERY BEST

EXTRA LONG TEAK PLATFORM

Lower the hydraulic bathing platform, which can be reached in any position via recessed steps. There's enough space here to stow a dinghy.

GENEROUS COCKPIT AREA

The cockpit offers plenty of space and together with the bathing platform, you can enjoy a luxurious world of open-air experiences.

TWO HUGE SUNPADS

In addition to the foredeck lounging area, the cockpit seating can be converted into a large sun lounger.

SUPERB SEATING ARRANGEMENTS


The flexible U-shaped cockpit sofa can be arranged according to your wishes. The main deck also boasts four further deep seats at the helm.

OPEN AND AIRY DECK DESIGN

In the easygoing atmosphere of a convertible, sun worshippers are right in their element – and yet you can always find a shady spot.

LUXURIOUS LIVING BELOW DECK

The living spaces inside meet every wish. They include two cabins, two heads and a noble saloon with fully equipped pantry.



BECOME ONE WITH THE OCEAN

All the elements of the sea. The radiance of the sun. A sporty drive or a relaxed barbecue with good friends. The open deck design of the Sealine S430 appeals to connoisseurs who want to fully enjoy all this and more. For those who consider summer less a season and more an attitude to life. The new Sealine S430. Here comes the sun!



EXTERIOR DESIGN



CHERISH THE SUNSHINE

Cut away cockpit windows allow the inside and outside to flow into each other. The spacious cockpit is completely open and yet comfortably shaded when the soft top is extended. Perfectly positioned coach roof pillars afford nearly uninterrupted sea views. On the Sealine S430, the ocean becomes your living room.



LEAN BACK AND FEEL FREE

Wherever you sit, you will be treated to magnificent views. In addition to four comfy seats facing forward, the main deck offers a U-shaped cockpit sofa with a seat element that can be moved from side to side. Choose whether access to the bathing platform runs through the middle of the aft bench or around the seating area.



INTERIOR DESIGN



LET STYLE SPOIL YOUR SOUL

Below deck, the S430 welcomes you in a manner perfectly in line with the promise made on deck. Volume meets modern refinement in exquisite Sealine style. The U-shaped sofa offers space for the whole crew, while the galley opposite fulfils every culinary desire. And to port, the midships cabin can be converted into either a second bathroom or a third cabin with a single berth.



BOAT MONITOR*

- FRIDGE**
Turn on/off remotely
- LIGHTS**
Turn on/off
- HATCH/DOOR SENSOR**
Monitor unauthorised access
- SHORE POWER**
Monitor connection
- ENGINE**
Monitor activity
- MOTION SENSOR**
Collision and grounding detection
- FUEL TANK**
Monitor level
- WATER TANK**
Monitor level
- BATTERY BANK**
Monitor level
- GPS, WIND AND SPEED DATA**
- ANCHOR WINCH**
Monitor activity
- BOW THRUSTER**
Monitor activity
- BILGE PUMP**
Monitor activity

*Control and sensors depend on the configuration of your Sealine.

MY SEALINE SAFETY CLOUD

YOUR ENTIRE YACHT IN YOUR HAND

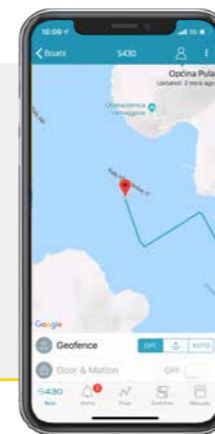
Everyone is talking about the digital future. But Sealine is implementing it – with the first cloud-based telematics system for series production motor yachts. You can access your boat's technical data and functions live via the mobile app or via the owner's area at www.sealine.com

Intelligent functions such as BoatMonitoring, eLogbook and eServicebook enable you to keep an automatic logbook, stay on top of all servicing dates and monitor your yacht seamlessly.



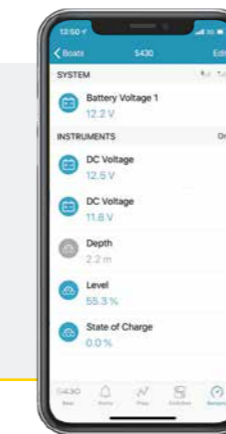
MANUALS

All manuals and instructions within one app.



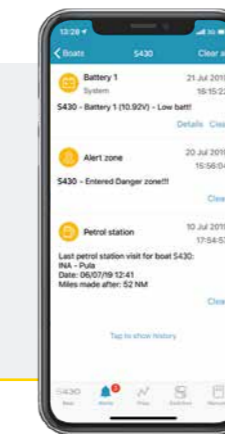
POSITION

Track your position in real time.



SENSORS

Monitor your charge levels and devices.



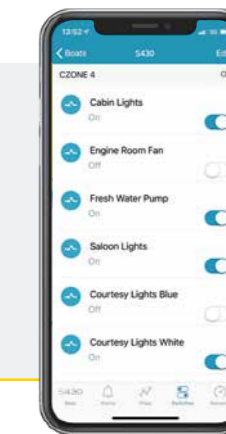
ALARMS

Push notifications on current events.



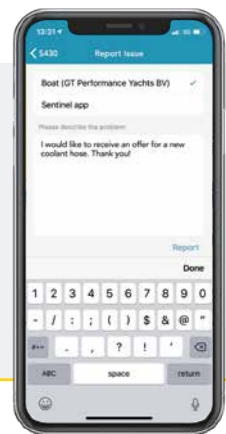
TRIP LOG

Share your cruises and track data with friends.



CONTROL

Operate your electronic devices by remote control.



LIVE REPORT

Direct contact to your dealer for quick help.

SEALINE S430




BORN TO PERFORM

Outstanding boating characteristics are part of the Sealine experience. From the shape of the hull to the engines, we have pulled out all the stops to ensure the Sealine S430 gives you special moments on the water.


IPS DRIVE AS STANDARD

Choose your twin Volvo Penta IPS engines: IPS450, IPS500 or IPS600. The max. configuration generates 880 horsepower and up to 34 knots.



LAMINATED POWER GRID

The hull reinforcements of the Sealine S430 are elaborately laminated – giving you the advantages of a high-strength yacht with a reduced weight.



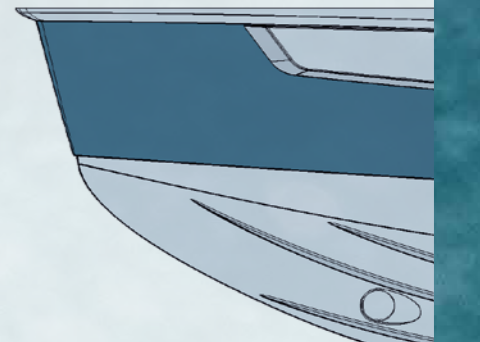
DEEP V-SHAPE KEEL

The Sealine S430 hull has a deep-V shape. This means the Sealine is exceptionally stable in the water, making for more comfortable boating.



UPRIGHT STEM

The vertical bow with its curved foot pierces the waves elegantly and efficiently. This, in turn, results in more comfort and more boating pleasure.



PRINCIPAL DIMENSIONS according to ISO 8666

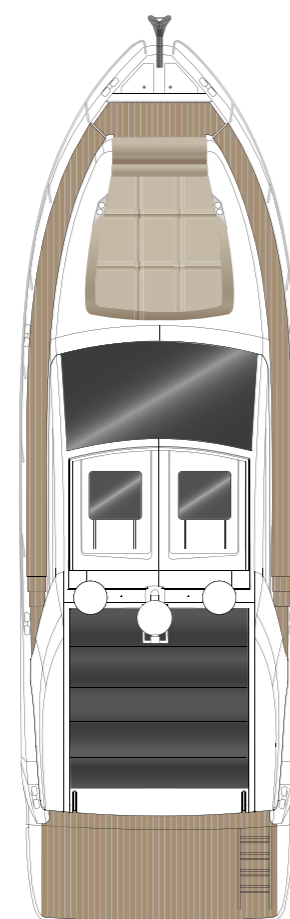
LOA	13.55 m	44' 5"
LH	11.73 m	38' 6"
Beam	4.20 m	13' 9"
Draught (Tmax)	1.05 m	3' 5"
Height above waterline inc. mast	4.09 m	13' 5"
Height above waterline excl. mast	3.35 m	11' 0"
Fuel capacity	900 l	198 UK gal
Water capacity	325 l	71 UK gal
Displacement approx.	12.36 t	12.17 UK t
Max. people on board	12	
CE Category	B	

ENGINES STANDARD

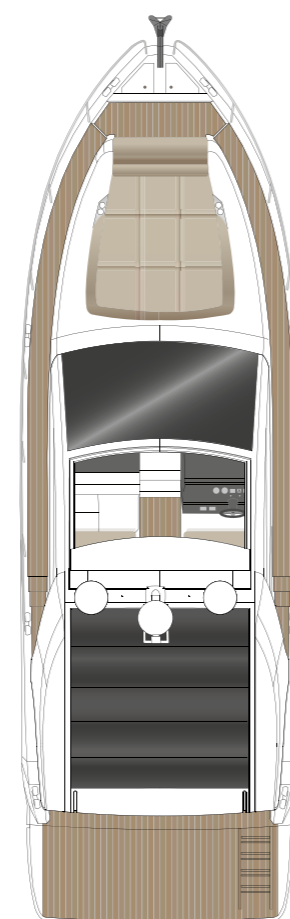
2 x Volvo Penta IPS450 – Pod drive 28 knots*

ENGINES OPTIONS

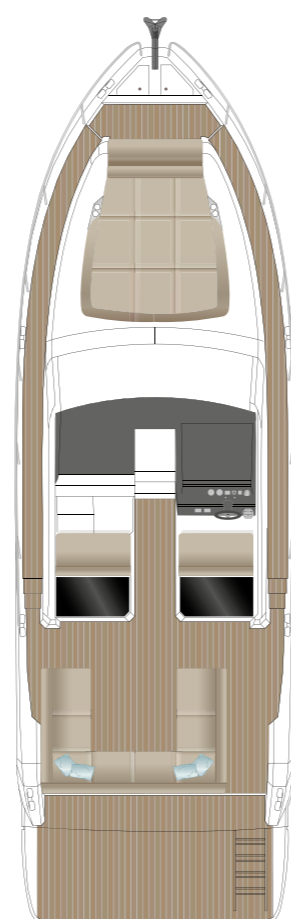
2 x Volvo Penta IPS500 – Pod drive 31 knots*
 2 x Volvo Penta IPS600 – Pod drive 34 knots*



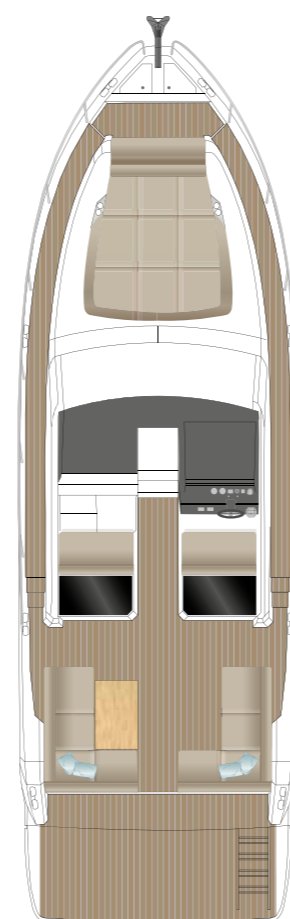
ROOF
standard



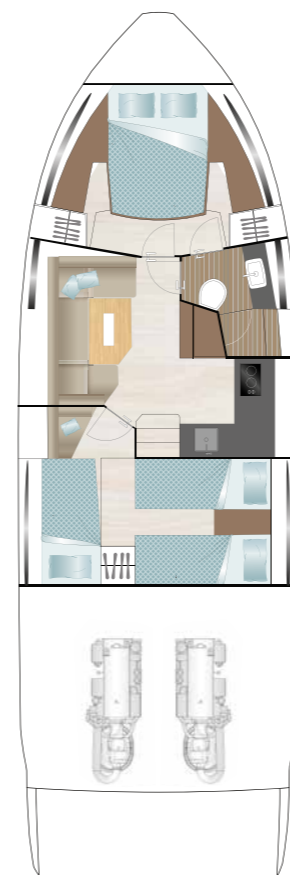
ROOF
Convertible fabric roof system at bow, electric option



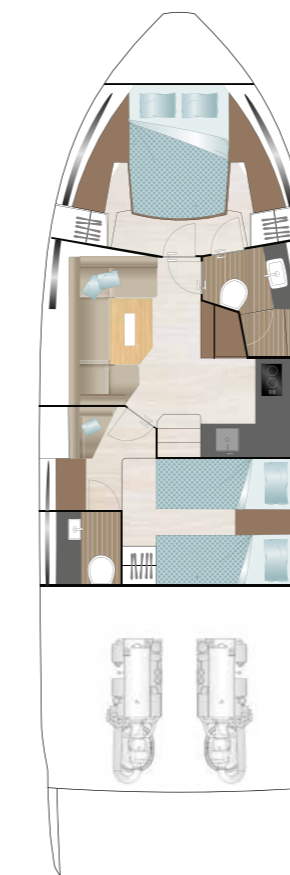
MAIN DECK
U-shaped sofa, bathing platform, pilot and copilot seat
standard



MAIN DECK
U-shaped cockpit sofa, electric convertible into 2 L-sofas and electric high/low rear backrest, foldable cockpit table with electric high-low leg, cover and sun cushions
option



LOWER DECK
standard



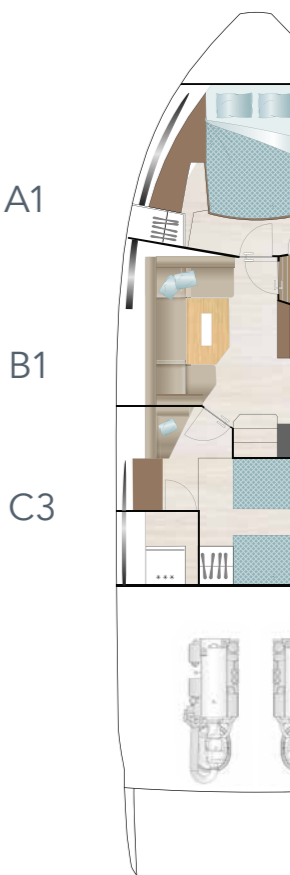
LOWER DECK
Guest cabin with 2 single berths and ensuite toilet
option



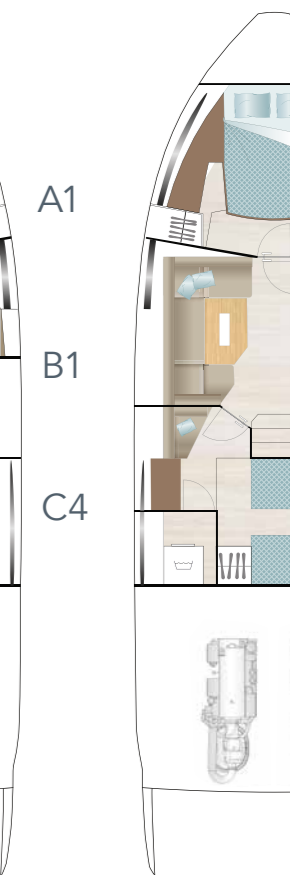
LOWER DECK
Master cabin with scissor berth, 2 wardrobes and sideboards with stowage
option



LOWER DECK
Guest cabin with 2 single berths on starboard side and walk-in closet on portside
option



LOWER DECK
Guest cabin with 2 single berths and utility room with fridge on portside
option



LOWER DECK
Guest cabin with 2 single berths and utility room with washer on portside
option


*All performance figures are given in good faith and are intended as an indication. These figures cannot be guaranteed, as top speed is affected in particular by the cleanliness of the hull, conditions of the propellers, weight carried and air/sea temperature. Performance is related also to the optional accessories selected. Sealine reserves the right to change specifications in line with the company policy of improvement through research and development. Errors and omissions expected. Please check with your dealer for a full list of inclusions. This brochure is not contractual. The yachts depicted partly comprise special equipment not included in the standard scope of supply. Illustrations may not correspond with current versions. Subject to alterations in design and equipment without notice and errors excepted. Photos: Nico Krauss, Renderings: Alpha3. Artwork: smz GmbH



LIMITLESS VARIETY

MATCHLESS QUALITY

The manufacturing quality of the Sealine S430 is a multi-sensory experience. Exquisite materials spoil the eye with every glance. A subtle scent of finest leathers blends with the pleasing feel of elegant woods. Anything you see or touch was masterfully handcrafted by superb boat builders. Enjoy an exclusive atmosphere that can only be created by the perfect match of sophisticated details.



EACH SEALINE IS ONE OF A KIND

With your personal selection of colours and textures, you transform your Sealine into a unique expression. Five teak variants are available for the deck alone. We also offer special materials for cockpit seats and sun cushions. For the interior you can choose between different furniture woods, upholstery, curtains and wood or carpet as flooring.

TO THE HORIZON
AND BACK AGAIN



SEALINE S430

CRUISER SERIES



C330



C390



C430



C530

FLYBRIDGE SERIES



F430



F530

OUTBOARD V-SERIES



S330v



C330v



C390v

SPORT SERIES



S330



S430



www.sealine.com

Sealine Ladebower Chaussee 11 D-17493 Greifswald